

FLOOR MACHINE 2024

- Floor Polishing Machines
- Surface Prep Machines
- Dust Collectors
- Floor Scrubbers

XINGYI MACHINE USA
<https://www.xingyimachineusa.com>

All rights reserved XINGYI MACHINE USA and other product and feature marks are trademarks of the XINGYI group or its licensors. We reserve the right to make changes in technology and specifications without prior notice.

2024 EDITION 2024-01



XINGYI



CE SGS

THE REVOLUTION IN CONCRETE FLOOR

◎ LOW MAINTENANCE

30 CNC machines in house guarantee a precise gear system , reducing the loss of transmission and lowering maintenance.

◎ INTUITIVE CONTROL

The digital control panel(HMI) feedback instantly and intuitively on your grinding progress.It will give you all the control and precision to maximise your grinding performance.

◎ PRECISE PERFORMANCE

The option of different gringing patterns are better for flattening floor and ridge elimination, to make a precise performance on your floor.

◎ HIGH EFFICIENCY

Our innovation of one-wheel drive self-propelled mechanism allows mahcine to grind forward and backward in the constant speed by one-button control, as well as maneuver the machine in confined spaces easily by creating a short turning radius.

◎ BATTERY TRANSPORTATION

The battery equipped allows 30 minutes and up to 25 degree transportation on and off the job-site.

◎ WARRANTY

XINGYI MACHINE USA is covered by 36 months to 12 months warranty for different series form the date of purchase.

TANK-1500 Ride-on Planetary Grinder

Tank-1500 is the largest model of the grinders and ideal for large surfaces, which stands for operational reliability, precision of control, efficiency.

The machine features an intuitive digital control panel which gives you continuous feedback.3D robot arms adjust automatically to keep consistent grinding pressure. Front and rear cameras help you to control over the grinding process.The machine provide a dust-free operation being equipped a robust dust collector which is easy to remove during transportation or replace it for wet polishing.

Two options are available: cockpit control or remote control.



Motor: 2×22 kW / 2×30 hp
Power: 3×480 V
FLA: 90 Amp
Weight W/O vacuum: 3,826 lbs
Weight of grinding head: 1,667 lbs
Grinding pressure: 2,160 lbs
Grinding width: 61"
Grinding discs: 8×11"
Grinding disc speed: 280-1,200 RPM
Planetary disc speed: 30-127 RPM
Dimensions (L×W×H): 98" x 68" x 65"
Water tank: 25L

Features



Two planetary grinding heads



Available for cockpit control or remote control



Hydraulic lift for changing tooling



Detachable grinding head & vacuum



Auto-adjustment to keep consistent grinding pressure



Front and rear cameras



Replace vacuums for dry or wet polishing



Battery power for transportation



Mist cooler system



Optional LOCK & GPS



Swing arm to keep the cable away from the machine



Lifts vacuum off the floor via hydraulic assist

Dust collector

Motor: 7.5 kW / 10 hp
Weight: 820 lbs
CFM: 411
Vacuum: 30 kPa
Pre-separator: Cyclone
Filter: 3×1.28 m²> 99.99%@0.3um, HEPA H13
Filter cleaning: Automatic shaker cleaning system
Longopak Dust Collection System
Dimensions (L×W×H): 61" x 43" x 67"

HTG-820RC Autopilot Planetary Grinder



Features



Motor: 15 kW / 25 hp
 Power: 3×480 V / 3×240 V
 FLA: 40 Amp / 50 Amp
 Weight: 1,377 lbs
 Grinding pressure: 651-430 lbs
 Grinding width: 32"
 Grinding discs: 4 x 11"
 Grinding disc speed: 280-1,200 RPM
 Planetary disc speed: 30-127 RPM
 Dimensions (L×W×H): 75" x 33" x 76"
 Water tank: 20 L



955-LE Remote Control Planetary Grinder



Features



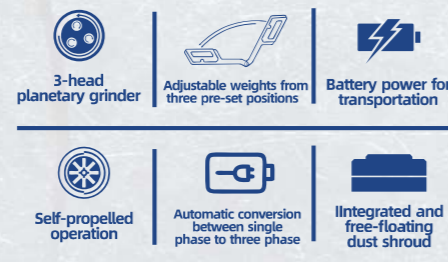
Motor: 22 kW / 30 hp
 Power: 3×480 V / 3×240 V
 FLA: 45 Amp / 70 Amp
 Weight: 1,675 lbs
 Grinding pressure: 1,58-793 lbs
 Grinding width: 38"
 Grinding discs: 4 x 15"
 Grinding disc speed: 210-700 RPM
 Planetary disc speed: 18-60 RPM
 Dimensions (L×W×H): 70" x 43" x 47"
 Water tank: 39 L



HTG-680A Self-propelled Planetary Grinder



Features



Motor: 11 kW / 15 hp
 Power: 3×240 V / 1×240 V
 FLA: 40 Amp
 Weight: 937 lbs
 Grinding pressure: 555-375 lbs
 Grinding width: 27"
 Grinding discs: 3×9"
 Grinding disc speed: 280-1,200 RPM
 Planetary disc speed: 30-127 RPM
 Dimensions (L×W×H): 49" x 30" x 52"
 Water tank: 15 L



850-LE Remote Control Planetary Grinder



Features



Motor: 15 kW / 20 hp
 Power: 3×480 V / 3×240 V
 FLA: 30 Amp / 55 Amp
 Weight: 1,362 lbs
 Grinding pressure: 948-683 lbs
 Grinding width: 33"
 Grinding discs: 4×11"
 Grinding disc speed: 280-1,200 RPM
 Planetary disc speed: 30-127 RPM
 Dimensions (L×W×H): 59" x 35" x 52"
 Water tank: 39 L



HTG-550 Detachable Planetary Grinder



Features



Motor: 5.5 kW / 8 hp
 Power: 1×240 V
 FLA: 20 Amp
 Weight: 574 lbs
 Grinding pressure: 310-243 lbs
 Grinding width: 20"
 Grinding discs: 3×9"
 Grinding disc speed: 175-750 RPM
 Planetary disc speed: 50-225 RPM
 Dimensions (L×W×H): 45" x 25" x 44"
 Water tank: 15 L



800-LE Plus Self-propelled Planetary Grinder



Features



Motor: 15 kW / 20 hp
 Power: 3×480 V / 3×240 V
 FLA: 30 Amp / 50 Amp
 Weight: 1,252 lbs
 Grinding pressure: 904-639 lbs
 Grinding width: 31"
 Grinding discs: 3×11"
 Grinding disc speed: 280-1,200 RPM
 Planetary disc speed: 30-127 RPM
 Dimensions (L×W×H): 58" x 35" x 52"
 Water tank: 39 L



GX-750 Planetary Grinder



Motor: 11 kW / 15 hp
Power: 3×240 V / 1×240 V
FLA: 42 Amp
Weight: 775 lbs
Grinding pressure: 531-437 lbs
Grinding width: 30"
Grinding discs: 3×10"
Revolution speed: 450-1,950 RPM
Dimensions (L×W×H): 52" x 32" x 52"
Water tank: 32 L



250-VS Edge Grinder



Motor: 3 kW / 4 hp
Power: 1×240 V
FLA: 12 Amp
Weight: 143 lbs
Grinding pressure: 90 lbs
Grinding width: 10"
Grinding discs speed: 350-1,500 RPM
Dimensions (L×W×H): 31" x 18" x 30"
Multiple use: 10"cup-wheel / bush hammer/ metal pads / resin pads



GX-65 4-head Counter Rotary Grinder



Motor: 9.5 kW / 13 hp
Power: 3×240 V / 1×240 V
FLA: 34 Amp
Weight: 704 lbs
Grinding pressure: 498-382 lbs
Grinding width: 25"
Grinding discs: 4×14"
Revolution speed: 350-1,550 RPM
Dimensions (L×W×H): 57" x 34" x 51"
Water tank: 32 L



250-D Edge Grinder



Motor: 2.2 kW / 3 hp
Power: 1×110 V
FLA: 25 Amp
Weight: 133 lbs
Grinding pressure: 80 lbs
Grinding width: 10"
Grinding discs speed: 1,500 RPM
Dimensions (L×W×H): 31" x 18" x 30"
Multiple use: 10"cup-wheel / metal pads / resin pads



GX-580 2-head Counter Rotary Grinder



Motor: 5.5 kW / 8 hp
Power: 1×240 V
FLA: 20 Amp
Weight: 480 lbs
Grinding pressure: 266-200 lbs
Grinding width: 23"
Grinding discs: 2×12"
Revolution speed: 350-1,500 RPM
Dimensions (L×W×H): 63" x 23" x 36"
Water tank: 25 L



HP-27S Burnisher



Motor: 7.5 kW / 11 hp
Power: 1×240 V
FLA: 27 Amp
Weight: 395 lbs
Burnishing width: 27"
Grinding discs speed: 350-1500 RPM
Dimensions (L×W×H): 48" x 20" x 44"



IVC-45L Three Phase Dust Collector



Motor: 5.5 kW / 7.5 hp
 Power: 3×480 V / 3×240 V
 FLA: 11 Amp / 23 Amp
 Weight: 494 lbs
 CFM: 353
 Vacuum: 35 kPa
 Pre-separator: Cyclone
 Filter: 2.8 m² > 99.99% @ 0.3µm, HEPA H13
 Filter cleaning: Manual shaker cleaning system
 Hose: 2" / 3"
 Longopak Dust Collection System
 Dimensions (L×W×H): 49" × 28" × 64"

IVC-V3 Single Phase Dust Collector



Motor: 3×1.1 kW / 4.5 hp
 Power: 1×110 V
 FLA: 26 Amp
 Weight: 180 lbs
 CFM: 315
 First-stage Filter: 2.8 m² > 99.5% @ 0.5µm, HEPA H12
 Second-stage Filter: 3×0.6 m² > 99.99% @ 0.3µm, HEPA H14
 Filter cleaning: Manual shaker cleaning system
 Hose: 2"
 Longopak Dust Collection System
 Dimensions (L×W×H): 37" × 19" × 45"

CD-556B Dust Collector



Motor: 5.5 kW / 8 hp
 Power: 3×480 V / 3×240 V
 FLA: 15 Amp / 30 Amp
 Weight: 522 lbs
 CFM: 647
 Vacuum: 40 kPa
 Filter: 6×2 m² > 99.99% @ 0.3µm, HEPA H13
 Filter cleaning: Automatic jet-pulse filter
 Hose: 3"
 Longopak Dust Collection System
 Battery equipped for transportation
 Dimensions (L×W×H): 51" × 25" × 59"



Accessories included



3 in × 20 m


18 dollies

Magnetic Sweeper

CB1-10E Shot Blaster



Features

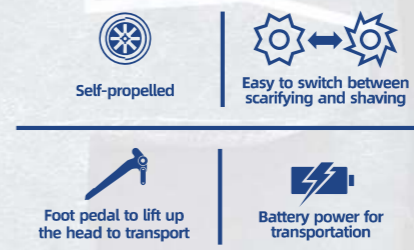


Motor: 11 kW / 15 hp
 Power: 3×480 V / 3×240 V
 FLA: 25 Amp / 40 Amp
 Weight: 839 lbs
 Working width: 10"
 Working speed: 0-12ft / min
 backward (pull)
 Production rate: > 1500 ft² / h
 Dimensions (L x W x H): 78"x19"x 47"

CS-320E Heavy Duty Scarifier / Shaver



Features



Motor: 11 kW / 15 hp
 Power: 3×480 V / 3×240 V
 FLA: 25 Amp / 40 Amp
 Weight: 784 lbs
 Working width: 12.5"
 Dimensions (L x W x H): 54"x25"x 44"

Accessories included



Drum mounted with 96
 TCT Cutters (8pt) and 4 shifts



Drum mounted with 80 diamond blades
 (Φ230) and 160 spacers

CS-250 Heavy Duty Scarifier




Accessories included



Drum mounted with 102 TCT
 Cutters (8pt) and 6 shifts

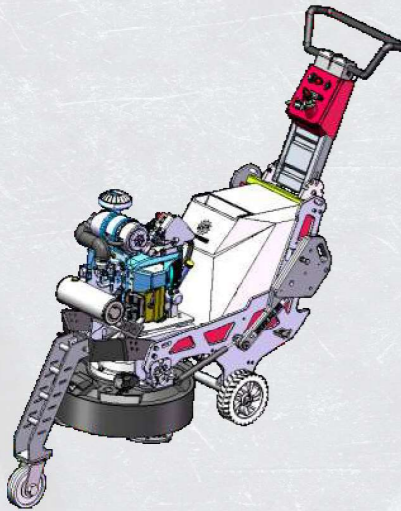
Motor: 7.5 kW / 10 hp
 Power: 3×240 V / 1×240 V
 FLA: 25 Amp
 Weight: 375 lbs
 Working width: 10"
 Dimensions (L x W x H): 42" x 23" x 47"

800-3P Propane Grinder



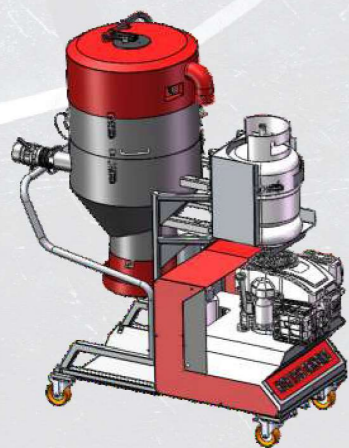
Power: Vapor Propane
Engine: 35 hp
Variable Speed: 2,500 RPM
Weight: 1,226 lbs
Grinding Width: 31" / 800 mm
Grinding Pressure: 680-480 lbs
Grinding discs: 3x11"
Dimensions (LxWxH): 58"x33"x60"

680-3P Propane Grinder



Power: Liquid/Vapor Propane
Engine: 27 hp
Variable Speed: 2,500 RPM
Weight: 984 lbs
Grinding Width: 27" / 680 mm
Grinding Pressure: 585-404 lbs
Grinding discs: 3x9"
Dimensions (LxWxH): 55"x29"x57"

IVC-550P Propane Vacuum



Power: Liquid/Vapor Propane
Engine: 10 hp
Weight: 388 lbs
CFM: 353
Vacuum: 40 kPa
Hose: 3"
Filter cleaning: Manual shaker cleaning system
Dimensions (LxWxH): 53" x 24" x 64"

GW-150A Ride-on Floor Scrubber



Cleaning Path: 32" / 850 mm
Squeegee Width: 47" / 1,200 mm
Weight: 840 lbs / 380 kg
Clean Water Tank: 34 gals/130 L
Waste Water Tank: 37 gals/140 L
Production Rate: 35,000 sqf / hour
Brush Size: 2x15"
Drive Motor: 24V / 850W
Brush Motors: 2 x 24V / 500W
Suction Motor: 24V / 550W
Endurance: 6 hrs
Dimensions(L-W-H): 63"x43"x54"

GW-55B 20" Walk-behind Floor Scrubber



Cleaning Path: 20" / 500 mm
Squeegee Width: 31" / 800 mm
Weight: 340 lbs / 154 kg
Clean Water Tank: 17 gals / 65 L
Waste Water Tank: 16 gals / 60 L
Production Rate: 20,000 sqf / hour
Brush Motor: 24V / 500W
Suction Motor: 24V / 500W
Endurance: 4 hrs
Dimensions(L-W-H): 52"x24"x47"

A25 15" Walk-behind Floor Scrubber



Rated voltage: 24 v
Scrub Path: 15" / 400 mm
Squeegee Width: 23" / 580 mm
Weight: 168 lbs / 76 kg
RPM: 180
Clean Water Tank: 25 L
Waste Water Tank: 30 L
Production Rate: 15,000 sqf / hour
Brush Motor: 380 W
Suction Motor: 500 W
Charging time: 6-8 hrs
Endurance: 2.5 hrs
Dimensions(L-W-H): 35"x23"x27"